

LynBrown.com Presents



Triangles: Eight At A Time!

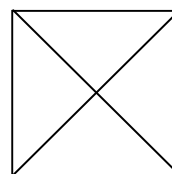
To make 8 Half Square Triangle (HST) Units:

Cut 2 squares (light and dark) twice the desired finished size of HST unit PLUS $1\frac{3}{4}$ "

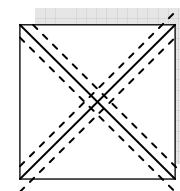
Example: To make 8 ea. 3" finished HSTs, cut two squares $6" + 1\frac{3}{4}" = 7\frac{3}{4}"$ squares.

Note: For easier math, you could cut squares 8" and trim your final result.

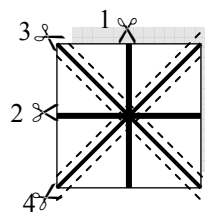
1. Fold the lighter color fabric square on both diagonals as a guide.
2. Layer one dark square with the light square RST.
3. Stitch $\frac{1}{4}"$ on both sides of both diagonals.
4. Cut stitched squares in half parallel to the edges. Then cut on the diagonals. This yields 8 ea. Half Square Triangle units.
5. Trim units to unfinished size if necessary.



Fold For Guides



Layer, Stitch



Cut



For more great tips, free patterns and other quilting fun,

www.LynBrown.com

"Make A Great Quilt"

Browse our patterns at www.lynbrowndotcom.etsy.com