

Sunset And Vine Mystery Quilt Clue Five

Cutting:

The Supporting Player: (Light Only)

2 ea. 2 1/2" width of fabric strips

The Stand-Out:

2 ea. 2 1/2" width of fabric strips

AND

The Supporting Player: (Dark Only)


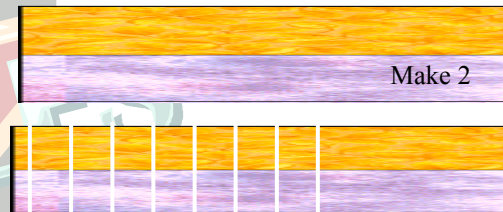
4 ea. 2 1/2" width of fabric strips

The Stand-Out:

4 ea. 2 1/2" width of fabric strips


Assembly:

1. Stitch a Light and a Stand-Out Strip together along their long edge to make a 4 1/2" Strip Set. Make 2 ea. Strip Sets. Press to the Stand-Out.
2. Cut Step 1 Strip Sets into 26 ea. 2 1/2" units to make 52 ea. Two-Patch Units.
3. Use 2 of the Two Patch Units to make a 4-Patch Block, turning one of the Two-Patches 180 degrees as shown. Make 13 ea. Light and Stand-Out 4-Patches.



AND

1. Stitch a Dark and a Stand-Out Strip together along their long edge to make a 4 1/2" Strip Set as above. Make 4 ea. Strip Sets. Press to the Dark.
2. Cut the Step 1 Strip Sets into 52 ea. 2 1/2" units to make 52 ea. Two-Patch Units.
3. Use 2 of the Two Patch Units to make a 4-Patch Block, turning one of the Two-Patches 180 degrees as shown. Make 26 ea. Dark and Stand-Out 4-Patches.



**Check back at LynBrown.Com On August 7, 2012
For Clue 6 of the Sunset and Vine Mystery!**

